

C U S T O M - M A D E P R E F A B R I C A T E D S W I M M I N G P O O L S



MLine
MLine
MLine

RivieraPool[®]
PREFABRICATED SWIMMING POOLS • WHIRLPOOLS

Mosaic, ceramic tiles or natural stone ...

This is our concept of today's prefabricated swimming pools: a smart and intelligent design offering everything a modern swimming pool needs. Individually designed to your wishes and completely manufactured in our factory using state-of-the-art technology.

This is an example of a simple and yet very stylish built-in pool, placed horizontally in front of the pool house. There is a clear, uninterrupted view from the living room


through to the pool and garden. The MLine pool (size: 3,70 x 9,0 x 1,50 m) has been lined with ceramic tiles. The fine tiling pattern and light reflects on the walls and floors to create a natural appearance on an ultra-modern construction.

MLine swimming pools are formed from a shell made of multilayered epoxy acrylate reinforced with fibreglass. The mosaic or stone tiling is laid on an epoxy resin before being grouted in place. The result

is a homogeneous material structure that is no longer separable, therefore, offering excellent elasticity. This allows the option of adding mosaic tiles in the factory and then transporting the ready-made pool over long distances by lorry.

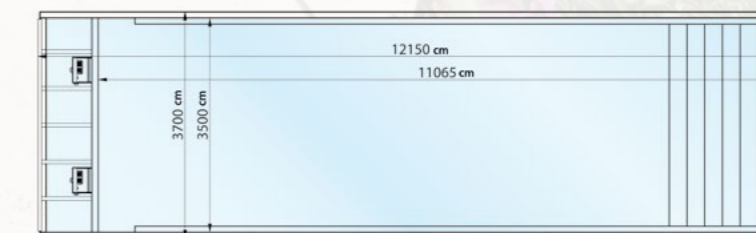



Tiled with Ezari glass mosaic (Iris/Ebano Collection).



MLine


TECHNICAL DRAWING




Perfect poolside living - limitless possibilities ...

Would you like your terrace gently floating above the water surface? Then choose a skimmer pool with a high water level. Or do you want the water surface to reflect the terrace like a mirror, seamlessly flowing into each other? Then an overflow "infinity" pool with a concealed channel is the right choice for you. Or should the water surface follow the contours of its surroundings as a terraced flow, offering a stunning view of the val-

ley? Then opt for a panorama channel. And if you prefer water flowing through your garden, then the perfect choice would be a spring from where water overflows straight into your pool. The MLine pool offers the right solution in all of these cases. Best of all, the prefabricated system will be transported to your location in one piece and is installed in just a matter of days.

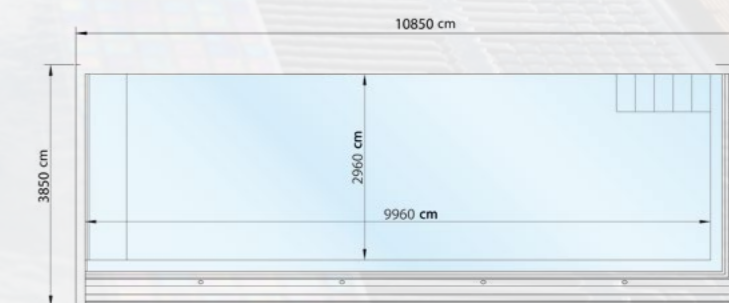


Mosaic pool with the "Comfort" steps and bench in the size 3 x 10 m. Tiled with Ezarri glass mosaic (Iris Collection /Ebano).



Riviera Individual

TECHNICAL DRAWING



Infinity or Panorama channel. A little more to see.

A classic system like this will inspire many generations. Straight-line architecture with the "Palace" step system built in across the full width at one end of the pool and the roller shutter niche at the opposite end create a timelessly modern look. Add to this a chic mosaic surface from the high-class Ezarri line impressively reflecting the light of the underwater spotlights. A classic that doesn't need any further description but speaks for itself. With the smart light

natural stone terrace, the colour of the water can reach its full potential. Ezarri "Iris Ebano", the darker version of the shimmering mosaics, creates optical water depth and a dignified atmosphere. With its elegant appearance due to the light-blue water, this is not just any "normal" pool. This is achieved by the cleverly staged colour ensemble of nature: a deep dark mountain lake with earthy beach areas. Architecturally, it's all quite minimised. This

is how it can look. Opposite the steps, the Panorama channel adds some glamour to the pool which had been tiled at the factory and delivered in one piece. All fitted parts already integrated. This is today's definition of a "customised ready-to-use-pool".


See it in reality at our RivieraPoolGarten at the Hofquartier, Taufkirchen-München (www.pools.bayern):

The MLine pool in the size 3.70 x 9.0 m in connection with the Whirlpool "Strato 2.0 Portable" (production model, sunken installation). The swimming pool's water surface is as high as possible and is lined with Ezarri glass mosaic (Iris/Ebano Collection). The infinity edge, a massage bench and the WeltLounge make the pool a real eye-catcher.



MLine

TECHNICAL DRAWING



MLine

Design, functionality and quality

People are increasingly looking for high-end, unique designs for their indoor and outdoor swimming pools; they want straight and minimalist lines, well-balanced proportions, stylish colours and materials. Of course, all of this has to be combined with maximum functionality for a swimming pool that offers far more than a "basin full of water".

Contemporary pool design requires clear-cut concepts meeting all your daily needs and wishes. It requires an individual usage

concept that is tailored to your visions: do you prefer to swim long laps in peace, would you like to focus on fitness and workout or get an all-round swimming pool for the whole family? We can develop your individual concept for fun and functionality with step systems that will be more than just a pool entry and exit point. It can also include massage seating, a shallow water lounge or a counter current system and jetted air beds are easily added. We offer an ambience package with special lighting and sound equipment and an

energy-saving concept which takes into account all aspects from highly efficient insulation to solar covers. As well as this, a security package is included ranging from sure-footed step systems to slatted automatic covers.

A STYLISH COMBINATION OF ALL THESE ELEMENTS, TAILORED TO YOUR INDIVIDUAL WISHES AND NEEDS: THAT'S WHAT THE MLINE OFFERS.

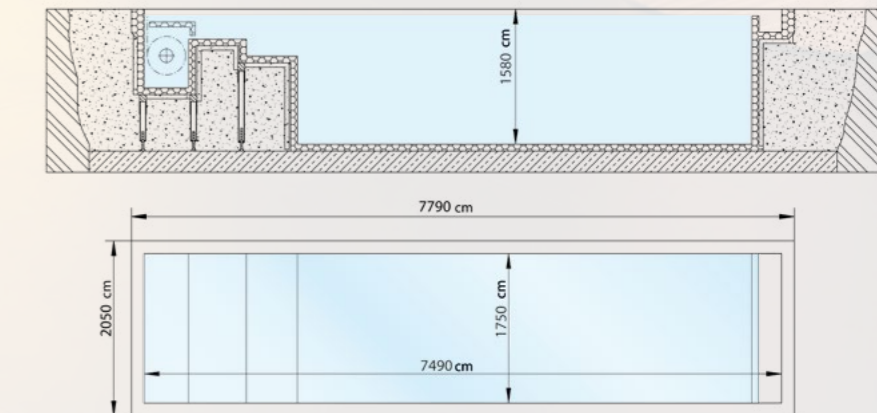
Image, right:
Tiled with Ezarri glass mosaic
(Metal/Inox Collection).

Image, left:
Tiled with Ezarri glass mosaic
(Iris/Ebano Collection).



Riviera Individual

TECHNICAL DRAWING



Top-class living space – Your indoor pool

Seamlessly embedded into the ground, the water's surface acts like a perfect mirror of its surroundings. The warm lighting are spectacularly reflected on the water, thus creating a cosy and relaxing atmosphere. Or sit comfortably in the hot jacuzzi, overlooking the pool. With an MLine Pool, your indoor pool will become an oasis of relaxation. Particularly for indoor use, the MLine offers a lot of technical benefits. The Thermosafe slatted cover keeps heat

and moisture inside the pool so that your indoor climate remains pleasantly dry. In addition to this, the overflow channel is extremely quiet. The design of the channel cover allows your flooring to be placed on to the pool walls, stretching into the water. The construction beneath the pool enables external access to all technical equipment, thus making a concrete backfill redundant. A solid and reliable system!

A feast for the eyes - the "Roman Public 285" jacuzzi with overflow channel. A jacuzzi with an acrylic surface in silver, which can be tiled with the same swimming pool mosaic upon request.

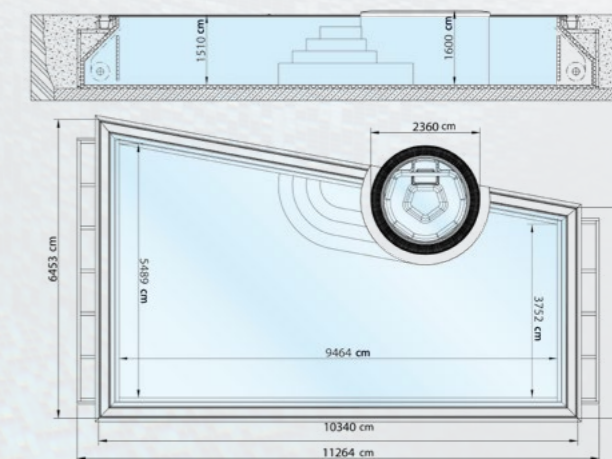


Images:
Tiled with Ezarri glass mosaic.



Riviera Individual


TECHNICAL DRAWING



1 Homogeneous wall construction

The basis of the MLine structure is a 60 mm thick insulated core which has an extremely low thermal transmittance and can be tailored to every desired size. The core is then coated with several layers of epoxy fibreglass-reinforced epoxy acrylate. This composite material provides a high chemical resistance, extreme stability and, at the same time high elasticity. For this reason, same combination of materials is

used to manufacture wind turbines, aeroplanes and yachts. The mosaic is then glued to the surface with an epoxy adhesive and grouted. The result is a homogeneous material structure that is no longer separable but still flexible enough to bear up against movements during transport or external temperature differences.




- Glass mosaic
- Epoxy grouting
- Epoxy adhesive
- Epoxy acrylate pool wall
- Insulating core of rigid polyurethane foam

2 Shell elements

The individual production method of the MLine pool is achieved by fabricating panels which are used to assemble the pool shell. These panels are custom-made separately in the required sizes. Moulded parts are available for functional elements such as steps, roller shutter niche and overflow channels.

3 One-piece shell without mosaic

Each element will be individually tailored for your pool, assembled into a pool shell and then reinforced with fibreglass again. This permanently and homogenously seals the joints between the panels.



4 Applying the mosaic

Now, the pool surface is covered with mosaic or ceramic tiles. Built-in components are installed in a way that allows them to blend smoothly into the tiling pattern of the pool surface.

Planning advantages

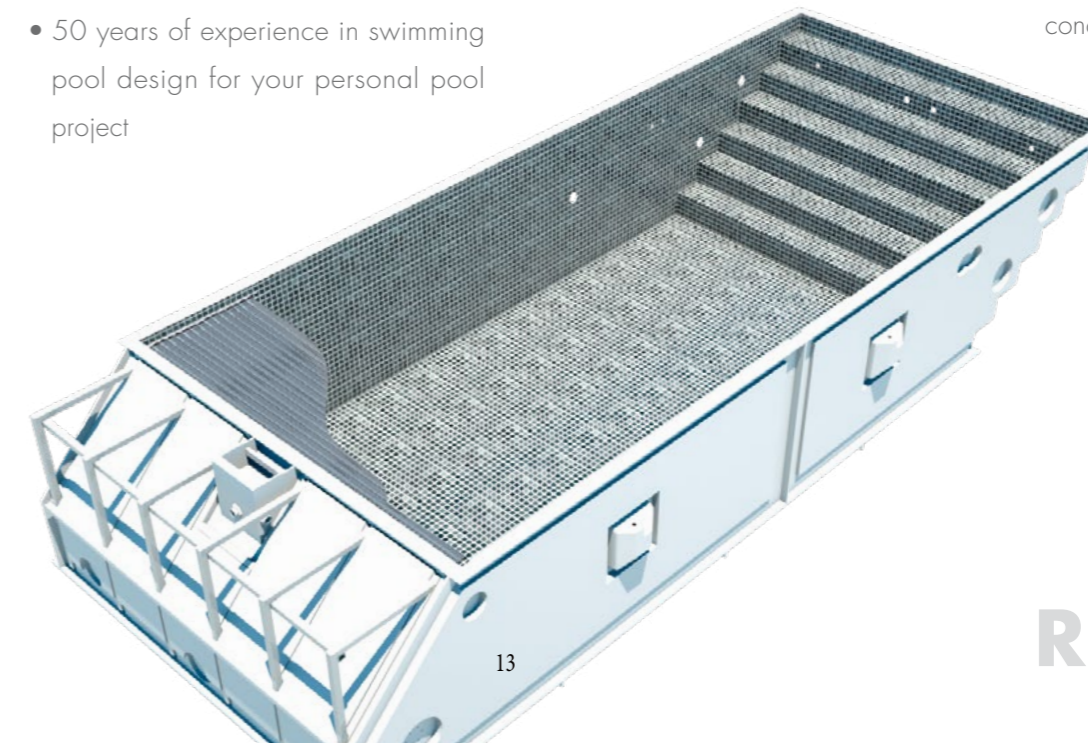
- Strictly angular elements are ideal for modern mosaic designs
- A wide range of prefabricated elements are available for modular planning and design
- Any element not listed in our catalogue can be custom-made for you
- Clear-cut interfaces and boundaries
- All from one factory
- A single point of contact
- 50 years of experience in swimming pool design for your personal pool project

Manufacturing advantages


- The swimming pools are completely prefabricated in our factory
- Pools up to a size of 5 m x 10 m can be delivered in one piece
- Extremely short manufacturing time. You receive the finished tiled pool with integrated fitted parts
- Related trades such as the trench excavation, filtration technology, etc. can be precisely prepared

Our promise to you:

- We know every single piece that has been installed in your pool inside and out. Therefore, we can assure you that visual appearance as well as functionality of your MLine pool will last for many, many years
- Our pro-partners guarantee a professional and impeccable on-site service. Whether for the care and maintenance of the filter technology, winterising your pool or even the smallest of questions: they are happy to assist you with everything concerning your personal pool project



The construction



The pool is prefabricated in our factory, not on site. It is delivered to your location with a special transporter, either upright or on its base. Pools in segments are also possible - the flange is reworked on site with mosaic.

The pool arrives fully tiled at your location



QUICKLY ASSEMBLED

The pool will be delivered to your location by a special transporter and, if possible, will be directly placed into the excavation with the lorry's crane. In other cases, a full-sized crane or, if necessary, a helicopter are used to quickly assemble it. The pool is set on the prepared foundation raft and backfilled with lean-mixed concrete as the water level rises.

For indoor pools, a self-supporting structure is simply placed on the existing foundation raft.

The pool equipment and technology are installed at the same time. Your RivieraPool will be ready for your first swim in just a few days!

ECONOMICAL & SAFE

Your RivieraPool is very economical. The insulated core in the walls and floor (sandwich construction with PU foam core "Thermoblock") keeps the heat inside the pool. Very few other conventional pool constructions can offer such well-insulated wall thicknesses. The solar cover not only insulates the water surface, it also transfers additional heat to the pool. Furthermore, the cover enhances the safety aspect of your pool. It prevents light from entering the water and thus also the growth of algae. An optional integrated safety ledge prevents the covers from sinking when under load, ensuring that your pool is securely closed.

ROBUST & DURABLE

RivieraPools are made from high-quality epoxy acrylate using fibre composite manufacturing techniques just like wind turbines or aircrafts. The extreme stability of fibreglass combined with the chemical resistance of epoxy acrylate guarantee excellent weather resistance and temperature adaptability, and ensure a long service life. Our pools are provided with a 20-year structural warranty, a 10-year delamination and blistering warranty. A 5-year warranty on built-in components and pipework, 5 years on tiled surface finish and a 2-year warranty on electrical components such as pumps, motors and heaters.



Applies across the European Union to every private first-time buyer of a RivieraPool prefabricated swimming pool



A 20-year warranty on water tightness of the fibreglass pool shell.



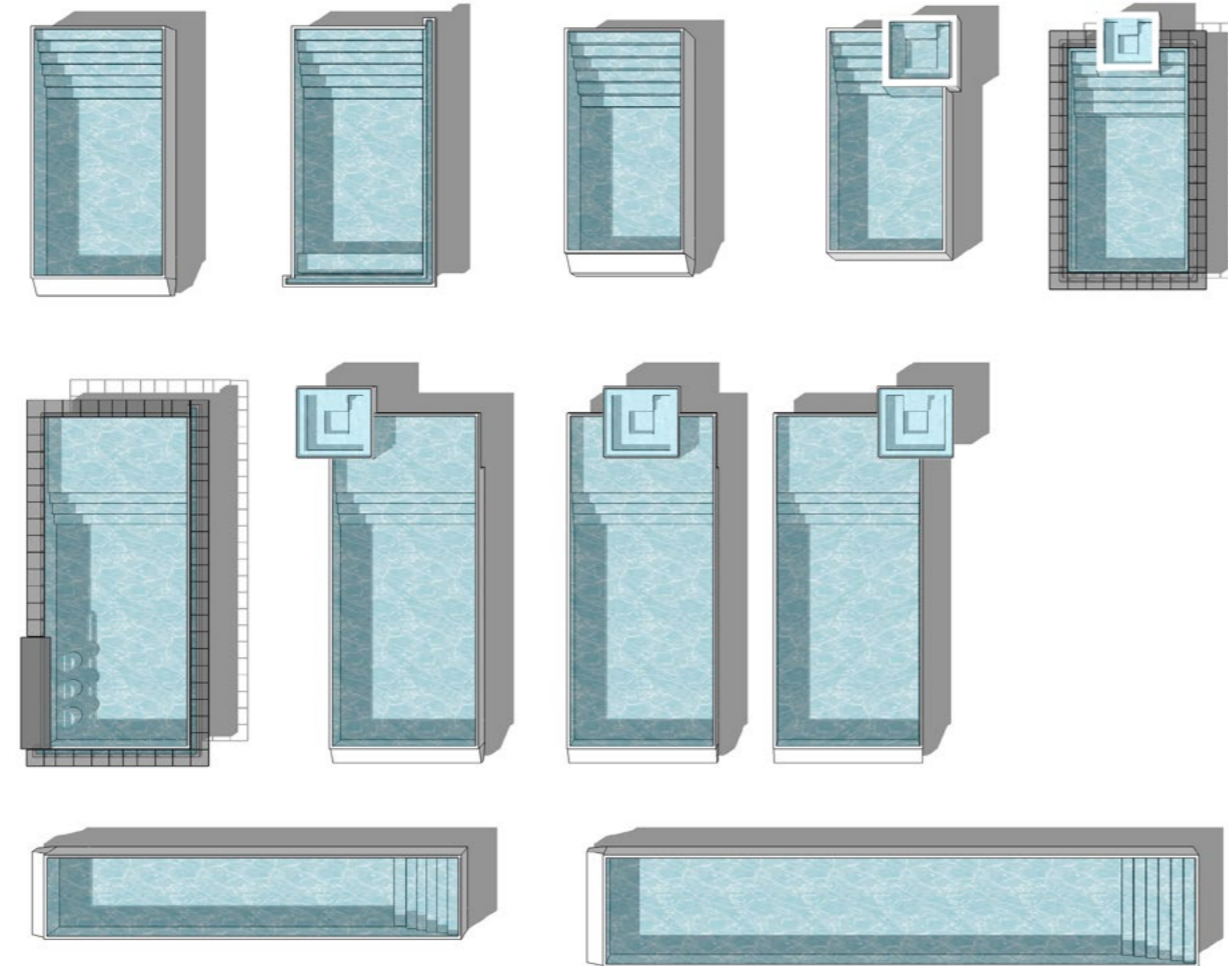
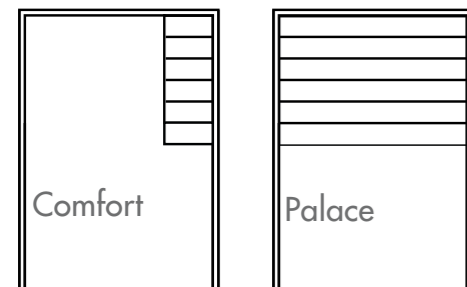
Aktives Mitglied in der Arbeitsgemeinschaft Verstärkte Kunststoffe - Technische Vereinigung e.V. (AVK-TV)

Active member of the AVK-TV (Federation of Reinforced Plastics)

SYSTEM OPTIONS

Our series offers a variety of options to create a unique pool design whilst simultaneously benefitting from the advantages of a prefabricated kit. Choose your step system, roller shutter technology, pool shape and size and skimmer or overflow system. Personalise your pool with your preferred mosaic, lighting and technical equipment.

All of these details are defined in an on-site planning meeting. Your pool is manufactured and fully equipped at the factory. It is delivered in one piece and will be ready to use in just a few days.



SKIMMER

If you want your terrace to float above the water surface, a skimmer pool with a high water level is the right choice. The coping stones extend over the pool walls by about 5 cm, the water level is approximately 6 cm below. This creates a subtle shadow gap which is perfectly suited for the installation of indirect lighting. In addition, the design automatically produces a gutter that can effectively absorb waves and prevent them from bouncing back. Furthermore, it supports the slatted pool cover in sliding securely and precisely between the pool walls.




CONCEALED OVERFLOW CHANNEL

Would you like the water surface to be embedded into its surroundings like a mirror? Then we recommend the MLine pool with concealed overflow channel, where the water runs over the top edge of the pool into the channel. The design of the channel allows the terrace tiles to extend over the edge of the pool and onto the pool walls, so that the tiling appears to continue under the water. The capstone has two openings for water intake and can easily be removed for cleaning purposes.



PANORAMA CHANNEL

The panorama channel, also called "vanishing edge", creates the stunning effect of letting the water surface disappear into the horizon. No channel or surfaces interrupt your view of the surrounding landscape. Panorama channels are often used on slopes or hillsides to enable breathtaking views of the valley below. They are also a great choice for terraced pools, perfectly highlighting the different levels. Using a panorama channel on each side of the pool even intensifies the effect. The other sides of the pool walls are usually skimmer walls with a high water level and overhanging coping stones.



OVERFLOW CHANNEL WITH GRATING


You can also add a covering grate to your overflow channel, an option that is compulsory for commercial pools. This grate is extremely splashproof and can easily be removed for cleaning purposes.

Roller shutter solutions

Roller shutter niche


The roller shutter is installed below the coping stones and behind the pool walls.

- An optically very subtle solution.
- The closed, straight front edge of the pool is perfect for counter current swimming.
- The roller shutter rises from a narrow slot below the water level. A step on the niche floor facilitates pool cleaning.
- The counter current return suction can be ideally "concealed" in the niche creating a well-balanced and calm visual appearance.




Shallow water bench

The roller shutter is integrated beneath the bench, installed at about 23 cm below the water surface. This design enables comfortable sitting or lying in your pool's shallow water zone. In addition, the straight and closed wall beneath the bench is perfect for counter current swimming. The roller shutter is mounted above the pool floor to provide maximum water buoyancy and secure use. The bench is detachable to enable easy access to the roller shutter system.



Massage bench

The roller shutter is mounted beneath a bench installed 60 cm below the water surface. This design allows you to sit comfortably in deep water. Massage jets can be placed at different heights in the rear wall. The bench is detachable to enable easy access to the roller shutter system.



Safety and energy efficiency

Our slat profiles are available in two different types and grades, both made of PVC in colours solar and white or made of extremely durable polycarbonate in colours solar and silver. The RivieraPool "Thermosafe" roller shutter covers are LNE tested and certified. They comply with the NF P90-308, the only European security regulation for pool covers. Our polycarbonate profiles are hailproof and included in the Swiss hail protection register. Roller

shutters protect against coarse dirt and evaporation and provide free solar heating. Furthermore, the covers essentially add to your pool's safety. When not in use, the pool can be securely covered and locked via key switch.



for perfect safety and energy efficiency

Heating with the sun


Energy-saving, environmentally sound and highly efficient. Did you know approximately 80 % of the heat's energy is lost from the water surface?

This is caused by

- evaporation
- convection
- emission

This heat loss can be almost completely prevented by installing a pool cover. Beyond this, solar slats collect and trans-


fer heat from the sun directly into your pool while it is covered. The water heats up and the slats prevent the heat from escaping. Global radiation data confirms that an average of 160 kW per square metre per month hits the pool surface from May to August. During this period, 100 kW/h per day can be transferred to a covered outdoor swimming pool sized 4 m x 8 m.




Exclusive surfaces - unlimited variety of design

MOSAIC


Mosaic, or more precisely, glass mosaic is one of the most durable, high-end surfaces available for swimming pool design. The single mosaic tiles have different tones and thus produce a unique reflection of light and colour to your pool, depending on the angle from which you're looking from and the spectral colour hitting the water surface. This result is an infinite number of different colour effects which extensively contribute to the ambience and atmosphere of your indoor or outdoor pool area.



We recommend the Ezarrri mosaic collection, one of the most renowned European manufacturers of glass mosaic tiles. The high-quality material offers numerous design options and is easy to handle. You will be thrilled. Of course, other mosaics are also available on request, provided that they fulfil our technical standards.




AMBAR




ARENA




AZUR




ZAFIRO




CORAL




CUARZO



EBANO



JADE



COBRE



NACAR




PERLA



MARFIL



DIAMOND




GREEN PERAL



MOON



OASIS



OCEAN





SAHARA



SKY



STONE



COUNTER CURRENT SYSTEMS

Swimming on the spot in a never ending stream of water: that's what a counter current system offers.

The water gets pushed across the pool through jets by high powered pumps and is then drawn on the opposite side. The result is a strong and smooth current against which you can swim and exercise for as long as you want. Depending on the swimmer's distance to the jets, the current is either more gentle or more challenging.

For recreational swimmers who enjoy calm and continuous movements in the water, we recommend the counter current unit "Twinjet 800" (2,2 kW and 48 m³/h).

For fitness-oriented swimmers, the "Twinjet 1000" (2,6 kW and 60 m³/h) is the right choice.

The Q4 produces 2 x 2,6 kW distributed to a lower and an upper pair of jets. The lower jets enable calm and continuous breaststroke swimming. Switching on both pairs of jets at the same time results in a strong current with a flow rate of 120 m³/h, turning your pool into the perfect fitness area.

You can turn the counter current unit on and off via lit piezo switches installed on the pool wall. Each counter current system comes with an air regulator that enables and controls the air-intake from outside.

MASSAGE JETS

Our "Healthstream" hydromassage jets enable a powerful and targeted body massage. Four massage jets, placed at different heights within the pool walls, provide a targeted massage of feet, calves, thighs and the lower back. Air-intake from outside is possible through intake sockets concealed inside the roller shutter shaft.



AIR-BUBBLE PLATE

Air-bubble plates are installed in your pool's floor. About 200 m³ of air per hour gets pushed from pool floor to water surface by an air-blower. The result is a wide and powerful water stream.



LIGHTING

When it comes to atmosphere and ambience, the pool's lighting is the centrepiece of your indoor or outdoor swimming area. Warm and soft light not only has an inviting and calming effect, it also reflects every movement of the water to the pool's surroundings, for example onto a wall. Well-planned lighting can turn your swimming area into an atmospheric lagoon. Use lighting to highlight individual parts of your pool. Illuminated steps create interesting light and shadow effects, illuminated inlet nozzles accentuate the balanced water flow, just like a stream. You may also use



indirect lighting from a roller shutter niche or from beneath a coping stone. And how about adding some colour? Our product range includes warm-white LED lighting as well as coloured lighting to create different colour temperatures and play of light. The desired programme can be switched on via remote control.



HANDRAILS

Fitted handrails are available for every step system. They do not only ensure a safe entry and exit but also elegantly and inobtrusively highlight the entry area. Additionally, grabrails can be installed anywhere in the pool, either as safety rails for the roller shutters or in front of a massage unit. For swimmers who frequently do aqua fitness and aerobics, we offer a set of handrails that can be integrated and custom-fit for every exercise (shoulders and neck, feet and knees, hip and backbone).

Planning your wellness area

Whether you have a rough freehand sketch or a complete detailed plan, we develop an in-depth and precise drawing of your swimming pool which includes all elements and features. This drawing can be used for costing, determining the circuit points and in-depth designing. We will provide your architect with the drawings in the desired CAD file format. Thus, all details and features can be easily mounted and visualised. In case you prefer to “brainstorm” first, we are always happy to help


with design input and ideas. All we need is a floor plan of the swimming pool and your desired attractions such as sauna, whirlpool, lounge, etc. We then develop a rough concept for you which you can present to your architect. We also offer the option to visualise your swimming pool for you, illustrating many details well beforehand.



Have a plan...



Your planner can come up with designs and graphic renderings using texture and light based on your garden layout. Often, even a sketch and "list of ingredients" can serve as a mood board. Ask your planner about this.



Computer modelling lets you generate various angles of view. This ensures the maximum security of design. These plans can be implemented by your local gardening and landscaping company. And the costs? Always cheaper than the annoyance of getting it wrong.

... living by water.



Start the realization of your pool dream with professional planning. This is the only way to take into account all the details that will be so important to you later.

Plan your dreams with us ...



www.rivierapool.com

Date: 06/2018

RivieraPool®

One of the leading
German manufacturers
of prefabricated swimming
pools, pool equipment
and whirlpools.
Member in the BSW.



RivieraPool Fertigschwimmbad GmbH • Klöcknerstraße 2 • D-49744 Geeste • Tel. +49 5937 660 • E-Mail: info@pools.de